

SPECIAL PILOTED 3-WAY VALVES



3-Way Normally-Closed Pressure Piloted Valve



Designed to be piloted by a Clippard EV or ET manifold mount electronic valve. Output from the EV/ET actuates the valve to produce outputs up to 22 SCFM at 100 psig. Combines low wattage, long life and cool running of the EV/ET valves with quick response and high flow of Clippard booster type valves.

The 2020 and 2021 are identical in all respects except one. The 2020 has an external #10-32 (M5) port for the pressure supply to the EV/ET electronic pilot valve. The 2021 has an internal pressure supply to the EV/ET.

Medium: Air

Input Pressure: 30-100 psig/2.7-7 bar max.

Air Flow: 22 SCFM @ 100 psig; 620 l/min @ 6 bar

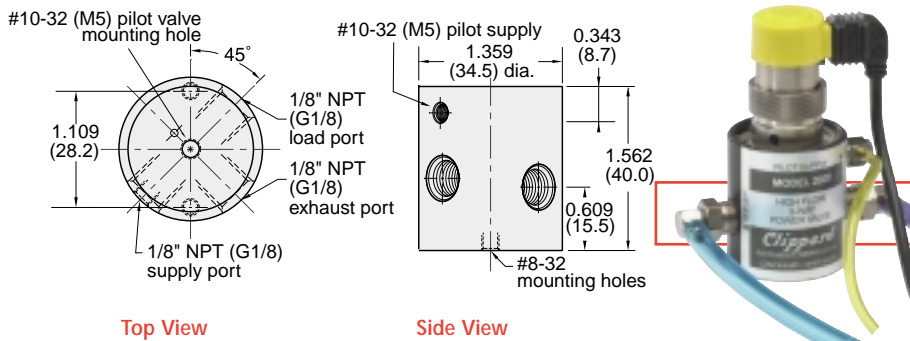
Pilot Pressure: 60% of supply pressure, min.

Response Time: Approx. 20 ms.

Mounting: Mounting holes provided

Materials: Anodized aluminum, stainless steel

Part No.	Description
2020	Piloted Valve, 1/8" NPT
2020-MG	Piloted Valve, G1/8
2021	Piloted Valve, 1/8" NPT
2021-MG	Piloted Valve, G1/8



Top View

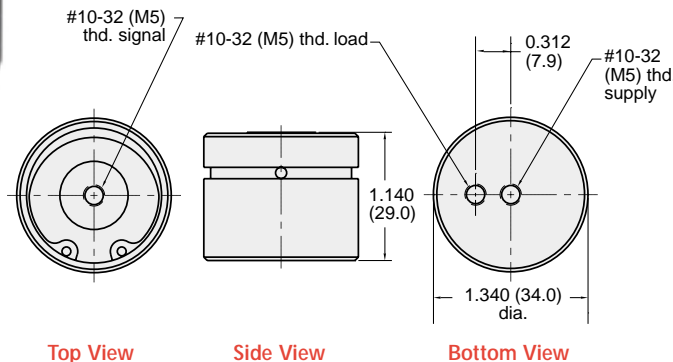
Side View

2020 shown with ET Pilot Valve and external pilot supply

Pressure Piloted Snap Action Amplifying Valve



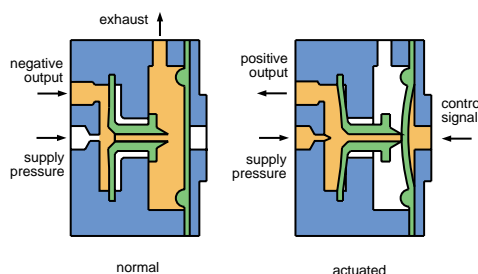
Provides a sharp, clean output signal, even with slow-changing pressure input signals; output is stabilized without chatter or oscillation



Top View

Side View

Bottom View



Medium: Air

Input Pressure: 3-100 psig/0.2-7 bar max.

Minimum Pilot Pressure: 1.5" H₂O psig

Maximum Pilot Pressure: 1 psig (28" H₂O")

Air Flow: 0.18 SCFM @ 100 psig; 5l/min @ 6 bar

Bleed Orifice Diameter: 0.010"

Part No.	Description
3200-A	Amplifying Valve, #10-32
3200-A-M5	Amplifying Valve, M5